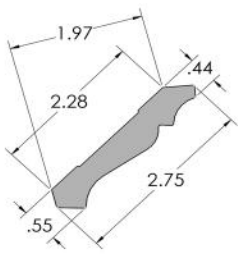
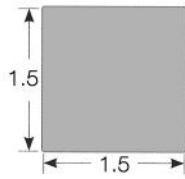


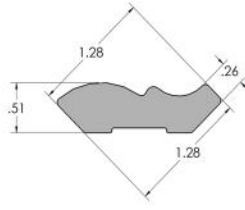
Excellence in Service...



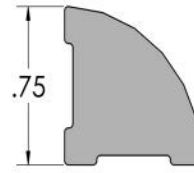
3" Crown
9/16" x 2 3/4" x 16'



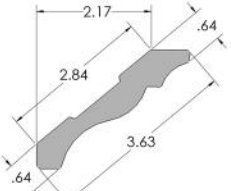
1 1/2" Square
1 1/2" x 1 1/2" x 16'



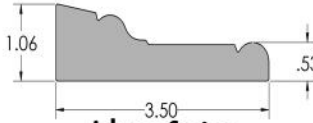
Bed
1 7/32" x 1 7/32" x 16'



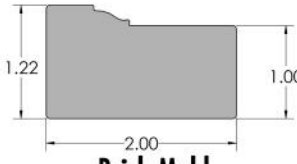
Quarter Round
3/4" x 3/4" x 16'



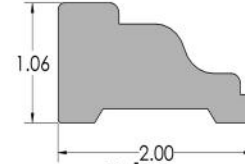
4" Crown
5/8" x 3 5/8" x 16'



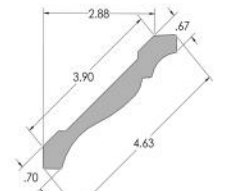
Adams Casing
1 1/16" x 3 1/2" x 16'



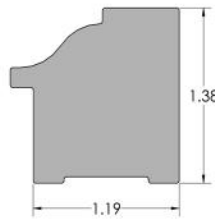
Brick Mold
1 1/4" x 2" x 17'



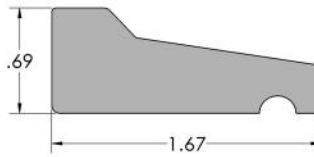
Rake
1 1/16" x 2" x 16'



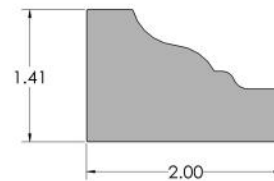
5" Crown
1 1/16" x 4 5/8" x 16'



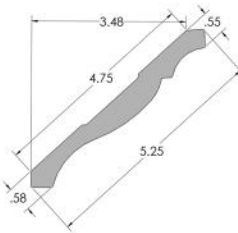
Backband
1 3/8" x 1 3/8" x 16'



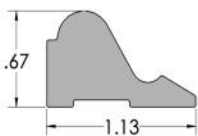
Drip Cap
1 11/16" x 1 11/16" x 16'



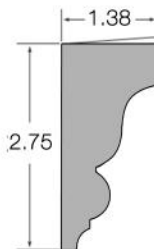
Rams Crown
1 13/32" x 2" x 16'



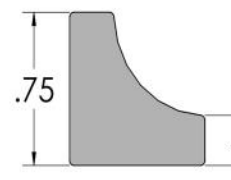
6" Crown
9/16" x 5 1/4" x 16'



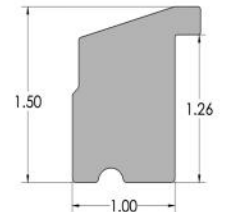
Band
1 1/16" x 1 1/2" x 16'



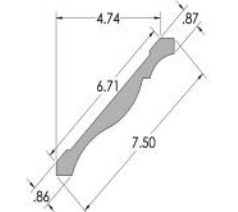
Imperial Rake Crown
1 3/8" x 2 3/4" x 16'



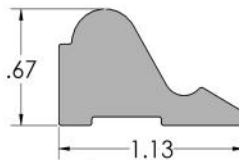
Scotia
3/4" x 3/4" x 16'



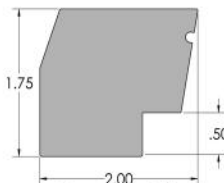
Sub Sill Nose
1 1/2" x 1" x 16'



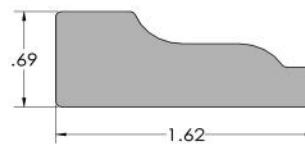
8" Crown
7/8" x 7 1/2" x 16'



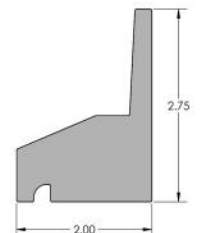
Base Cap
1 1/16" x 1 1/8" x 16'



Historic Sill
1 3/4" x 2" x 16'



Shingle
1 1/16" x 1 5/8" x 16'



Water Table
2" x 2 3/4" x 16'



**Manufacturers Reserve Supply
Woolsey Mills PVC Moulding Profiles**

973.373.1881 sales@mrslumber.com mrslumber.com